
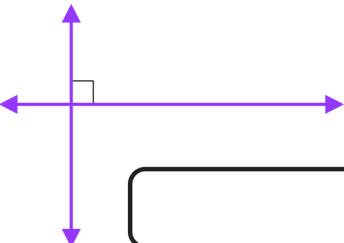
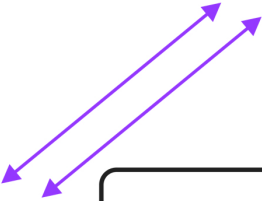
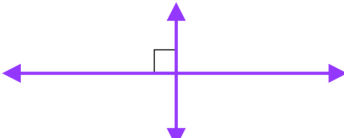
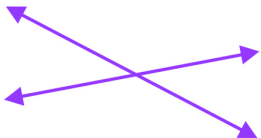

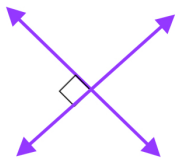
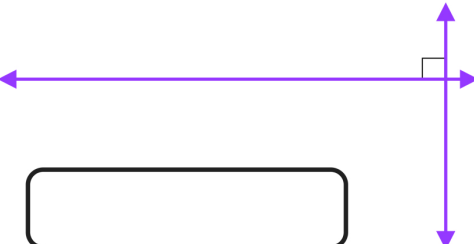




Name: \_\_\_\_\_


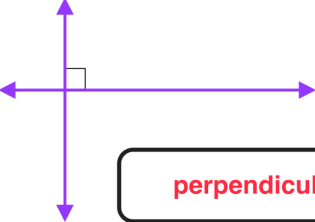
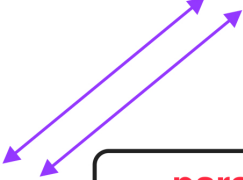
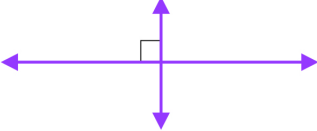
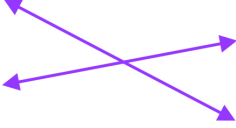

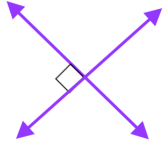
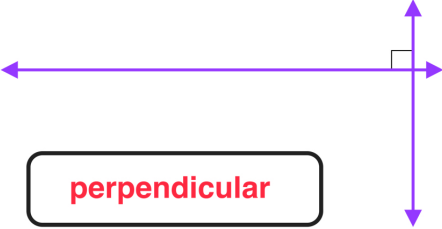




### Classifying Parallel and Perpendicular Lines (A)

Directions: Identify each of the following pairs of lines as **parallel**, **perpendicular**, or **neither**.

 <input data-bbox="381 556 682 640" type="text"/>	 <input data-bbox="982 556 1282 640" type="text"/>
 <input data-bbox="397 850 714 934" type="text"/>	 <input data-bbox="885 850 1250 934" type="text"/>
 <input data-bbox="397 1134 738 1218" type="text"/>	 <input data-bbox="982 1134 1339 1218" type="text"/>
 <input data-bbox="397 1428 673 1512" type="text"/>	 <input data-bbox="885 1438 1201 1522" type="text"/>
 <input data-bbox="381 1732 657 1816" type="text"/>	 <input data-bbox="958 1732 1234 1816" type="text"/>

# ANSWER KEY

 <p><b>parallel</b></p>	 <p><b>perpendicular</b></p>
 <p><b>parallel</b></p>	 <p><b>perpendicular</b></p>
 <p><b>neither</b></p>	 <p><b>parallel</b></p>
 <p><b>perpendicular</b></p>	 <p><b>perpendicular</b></p>
 <p><b>parallel</b></p>	 <p><b>neither</b></p>