

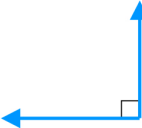

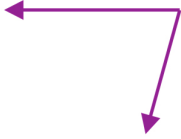



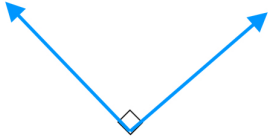





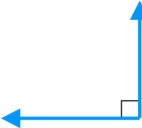

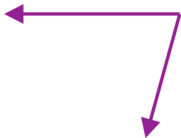



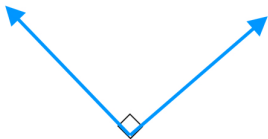

Name: _____

Classifying Acute, Obtuse, and Right Angles (B)

Directions: Identify each of the following angles as acute, obtuse, or right.

 <input type="text"/>	 <input type="text"/>
 <input type="text"/>	 <input type="text"/>
 <input type="text"/>	 <input type="text"/>
 <input type="text"/>	 <input type="text"/>
 <input type="text"/>	 <input type="text"/>

ANSWER KEY

 <p>acute</p>	 <p>obtuse</p>
 <p>right</p>	 <p>obtuse</p>
 <p>acute</p>	 <p>right</p>
 <p>acute</p>	 <p>obtuse</p>
 <p>right</p>	 <p>obtuse</p>