







Name: _____

READY FOR A CHALLENGE?

Directions: Find the value of each symbol in the area model below so that the entire box represents the value:

352



				
<input type="text"/>	<input type="text"/>	<input type="text"/>	<input type="text"/>	<input type="text"/>

Key:

22x16

Blue Fish=20

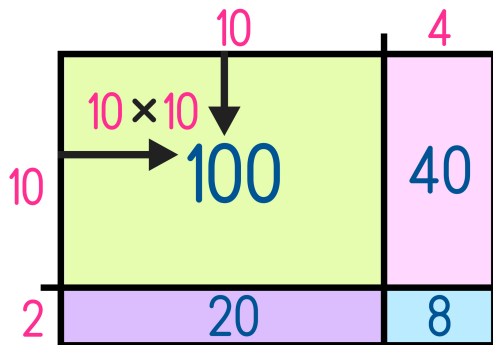
Lobster=10

Squid=20

Clown Fish=120

Shrimp=12

Area Models work like a Bingo Board where each box represents the product of its corresponding column and row and the sum of all four inner boxes represents the total.



$$14 \times 12 = 168$$

$$\begin{array}{r} \rightarrow 100 \\ 40 \\ 20 \\ + 8 \\ \hline 168 \end{array}$$

