

Name: _____

Skip Counting by 3



Directions: Complete each chart by skip counting


3		9	12	15
---	--	---	----	----

3	6	9		15	
---	---	---	--	----	--

6		12		18		24
---	--	----	--	----	--	----

12		18	21	24		
----	--	----	----	----	--	--






Directions: Find the value represented by each table by skip counting.

 = 3









TOTAL

									
---	---	---	--	--	--	--	--	--	--










--

									
---	---	---	---	---	--	--	--	--	--







--

									
---	---	---	---	---	---	---	---	--	--

--

									
---	---	---	---	---	---	---	---	---	--

--

									
---	---	---	---	---	---	--	--	--	--

--

ANSWER KEY

3	<u>6</u>	9	12	15
----------	-----------------	----------	-----------	-----------

3	6	9	<u>12</u>	15	<u>18</u>
----------	----------	----------	------------------	-----------	------------------

6	<u>9</u>	12	<u>15</u>	18	<u>21</u>	24
----------	-----------------	-----------	------------------	-----------	------------------	-----------

12	<u>15</u>	18	21	24	<u>27</u>	<u>30</u>
-----------	------------------	-----------	-----------	-----------	------------------	------------------

9

15

24

27

18