

Name: _____


Lesson Guide

This lesson guide accompanies the following video lesson:


Visualizing Equivalent Fractions


Practice Problem

Observe the two pairs of shapes representing fractions.
For each pair, shade in the second shape to make each pair represent equivalent fractions.




 =



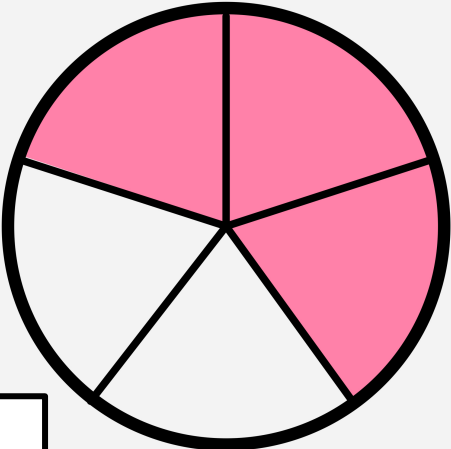


 =



Your Turn!

For each pair, shade in the second shape to make equivalent fractions.



 =

