




















Name: _____


HAPPY DESSERT MONTH!

Directions: Use your math skills to find the value of each symbol in the multiplication table below:

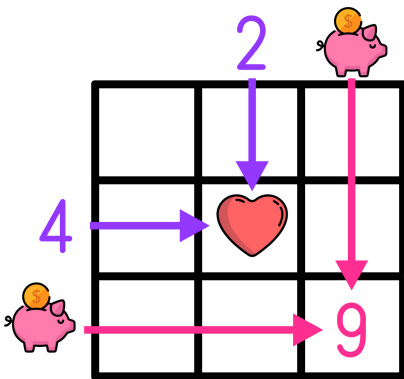
		7	
8			
	8		24
			144

								
<input type="text"/>	<input type="text"/>	<input type="text"/>	<input type="text"/>	<input type="text"/>	<input type="text"/>	<input type="text"/>	<input type="text"/>	<input type="text"/>

Key:



Multiplication tables work like a Bingo Board where each box represents the product of its corresponding column and row.



$$\text{heart} = 2 \times 4 \rightarrow \text{heart} = 8$$

$$9 = \text{piggy bank} \times \text{piggy bank} \rightarrow \text{piggy bank} = 3$$