





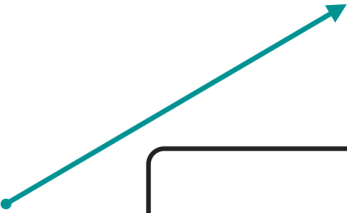





Name: _____













Classifying Lines, Line Segments, and Rays (B)

Directions: Identify each of the following as a line, line segment, or ray.

 <input data-bbox="311 541 678 646" type="text"/>	 <input data-bbox="928 541 1295 646" type="text"/>
 <input data-bbox="311 844 678 949" type="text"/>	 <input data-bbox="917 844 1284 949" type="text"/>
<input data-bbox="246 1054 613 1159" type="text"/> 	 <input data-bbox="938 1075 1305 1180" type="text"/>
 <input data-bbox="418 1474 786 1579" type="text"/>	 <input data-bbox="917 1465 1284 1570" type="text"/>
 <input data-bbox="409 1774 776 1879" type="text"/>	<input data-bbox="938 1642 1305 1747" type="text"/> 

ANSWER KEY

 ray	 line
 line segment	 ray
 line segment	 line
 ray	 ray
 line segment	 line