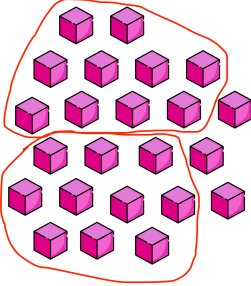
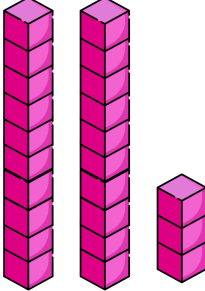
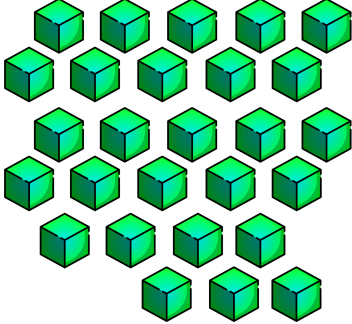
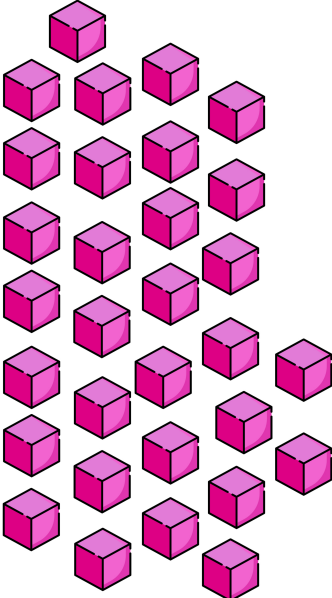


Name: _____

Base Ten Blocks-Regrouping

Directions: Use your pencil to draw a circle around a group of 10 blocks. Then redraw the blocks in stacks of ten and write the number. The first example is already completed for you. You can use real base ten blocks to help you!

| Blocks | Regrouping | Number |
|-------------------------------------------------------------------------------------|-----------------------------------------------------------------------------------|----------------------------------------------|
|  |  | <p style="text-align: center;"><u>23</u></p> |
|  | | <p style="text-align: center;">_____</p> |
|  | | <p style="text-align: center;">_____</p> |