

Name: _____

Date: _____








READY FOR A CHALLENGE?

Directions:

If the diagram below represents 300, find the value of each region:



				
<input type="text"/>	<input type="text"/>	<input type="text"/>	<input type="text"/>	<input type="text"/>

Key:

Lemons=114

Coconuts=84

Passion Fruits=36

Watermelons=9

Papayas=57