







Name: _____

READY FOR A CHALLENGE?

Directions: Find the value of each symbol in the area model below so that the entire box represents the value:

144



Key:

16x9
Tulip=6
Wave=4
Earth=50
Shell=30
Star=24

Area Models work like a Bingo Board where each box represents the product of its corresponding column and row and the sum of all four inner boxes represents the total.

