







Name: _____

READY FOR A CHALLENGE?

Directions: Find the value of each symbol in the area model below so that the entire box represents the value:

352



				
<input type="text"/>	<input type="text"/>	<input type="text"/>	<input type="text"/>	<input type="text"/>

Key:

22x16

Tiki=20

Flower=12

Sloth=120

Vines=10

Snake=20

Area Models work like a Bingo Board where each box represents the product of its corresponding column and row and the sum of all four inner boxes represents the total.

