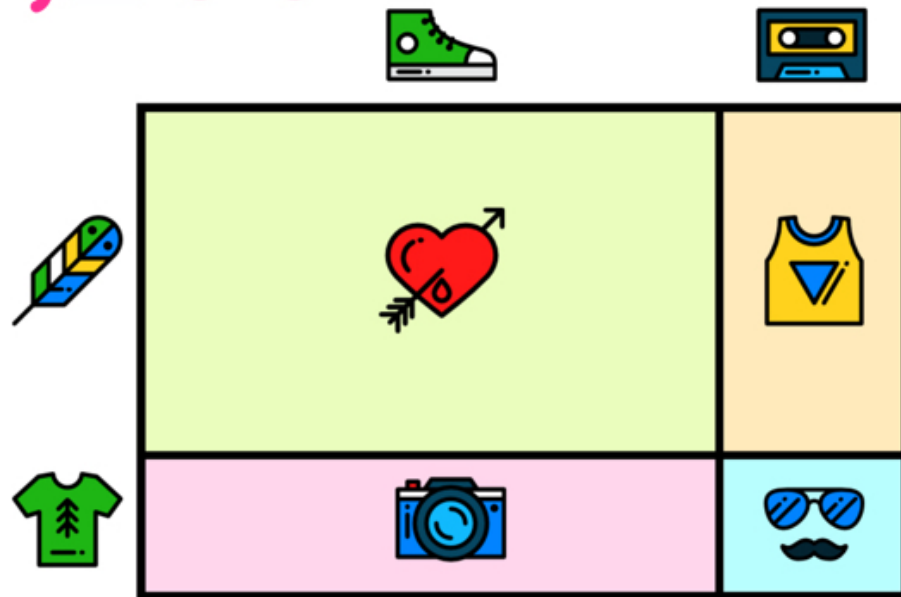










Name: _____

READY FOR A CHALLENGE?

Directions: Find the value of each symbol in the area model below so that the entire box represents the value:

7,200



			
<input type="text"/>	<input type="text"/>	<input type="text"/>	<input type="text"/>
			
<input type="text"/>	<input type="text"/>	<input type="text"/>	<input type="text"/>

Key:

96x75

Sneaker=90

Cassette=6

Feather=70

T-Shirt=5

Heart=6,300

Camera=450

Tank Top=420

Glasses=30

Area Models work like a Bingo Board where each box represents the product of its corresponding column and row and the sum of all four inner boxes represents the total.

